

SMCC365-1100-04

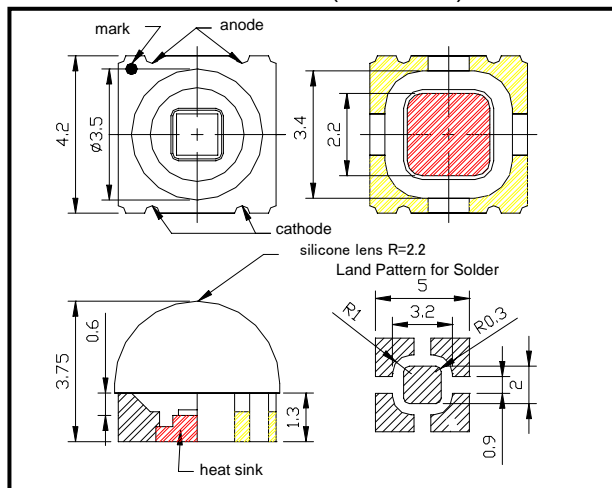
High power UV LED in ceramics SMD

SMCC365-1100-04 is an AlGaIn LED mounted on ceramic package with copper heat sink and is covered with silicone resin lens. On forward bias, it emits a band of 365nm. It is 35mW/sr typical of Radiant Intensity and $\pm 35^\circ$ of viewing half angle.

◆ Specifications

- | | |
|---------------------|------------------------|
| 1) Product Name | Ceramics SMD UV LED |
| 2) Type No. | SMCC365-1100-04 |
| 3) Chip | |
| (1) Chip Material | AlGaIn |
| (2) Chip Dimension | 1000um*1000um |
| (3) Peak Wavelength | 365nm typ. |
| 4) Package | |
| (1) Type | Ceramic with Heat sink |
| (2) Lens | Silicone Resin |

◆ Outer dimension (Unit: mm)



◆ Absolute Maximum Ratings

Item	Symbol	Maximum Rated Value	Unit	Ambient Temperature
Power Dissipation	PD	2500	mW	Ta=25°C
Forward Current	IF	500	mA	Ta=25°C
Pulse Forward Current	IFP	700	mA	Ta=25°C
Reverse Voltage	VR	10	V	Ta=25°C
Junction Temperature	Tj	140	°C	
Thermal Resistance	Rthja	6	K/W	
Operating Temperature	TOPR	-30 ~ +130	°C	
Storage Temperature	TSTG	-30 ~ +150	°C	
Soldering Temperature	TSOL	265	°C	

‡Pulse Forward Current condition: Duty=1% and Pulse Width=10us.

‡Soldering condition: Soldering condition must be completed within 3 seconds at 265°C

‡Thermal resistance: junction – mounted on metal block

◆ Electro-Optical Characteristics [Ta=25°C]

Item	Symbol	Condition	Minimum	Typical	Maximum	Unit
Forward Voltage	VF	IF=350mA		4.2	5.0	V
Pulsed Forward Voltage	VF	IFP=0.7A		5.4	6.0	V
Radiated Power	PO	IF=350mA		50		mW
Radiant Intensity	Ie	IF=350mA		10		mW/sr
Peak Wavelength	λ_P	IF=50mA	360	365	370	nm
Half Width	$\Delta\lambda$	IF=50mA		16		nm
Viewing Half Angle	$\theta_{1/2}$	IF=50mA		± 35		deg.
Rise Time	tr	IF=50mA		200		ns
Fall Time	tf	IF=50mA		150		ns

‡Radiated Power is measured by S3584-08.

‡Radiated intensity is measured by Ando Optical Multi Meter AQ2140 & AQ2741

USHIO EUROPE B.V. (www.ushio.eu)

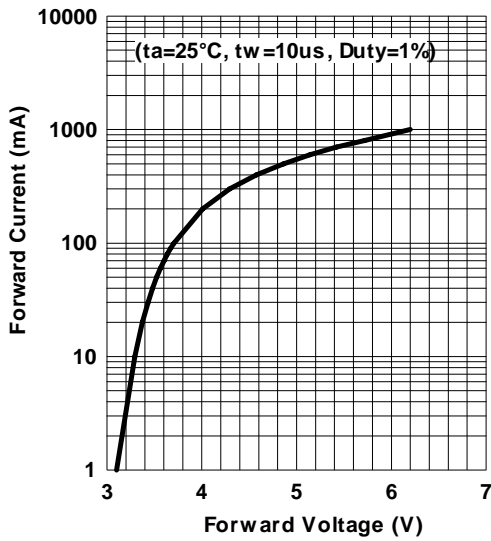
Sky Park, Breguetlaan 16-18, 1438 BC, Oude Meer, The Netherlands

Tel: +31-20-4469-333

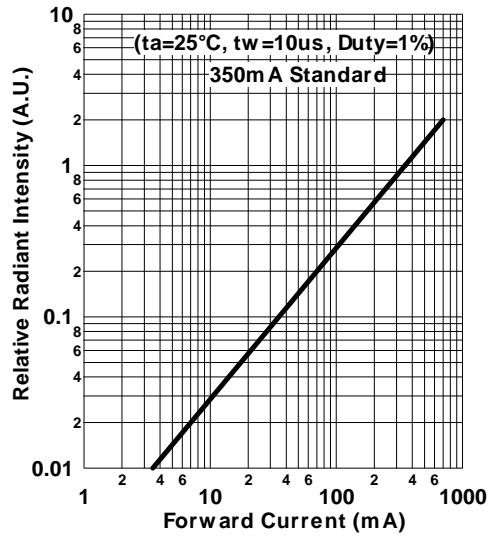
Fax: +31-20-4469-360

E-mail: led@ushio-europe.nl

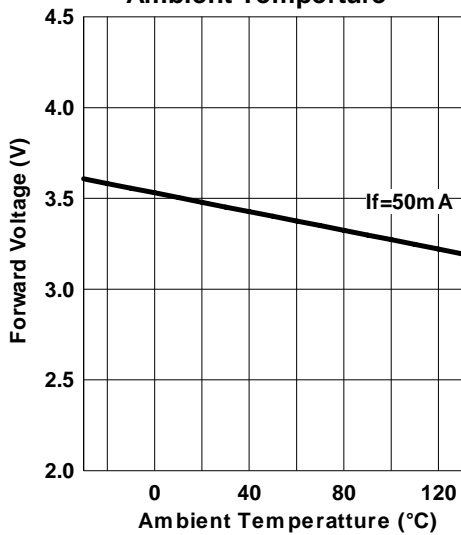
Forward Current - Forward Voltage



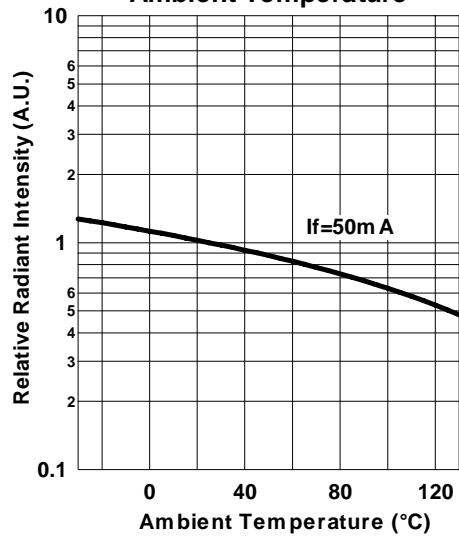
Relative Radiant Intensity - Forward Current



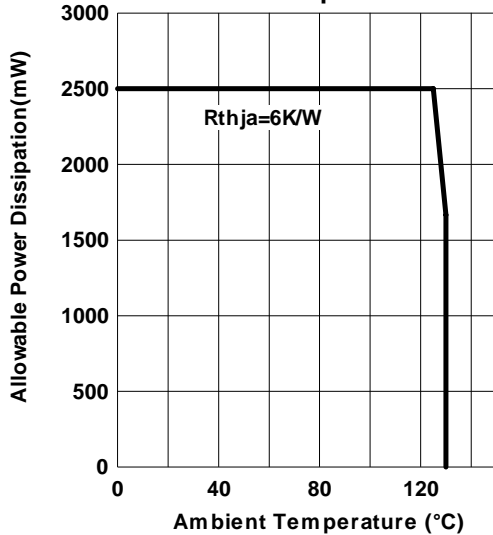
Forward Voltage - Ambient Temperature



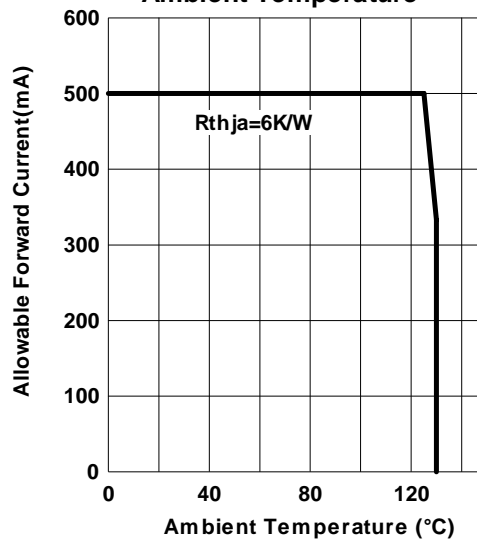
Relative Radiant Intensity - Ambient Temperature



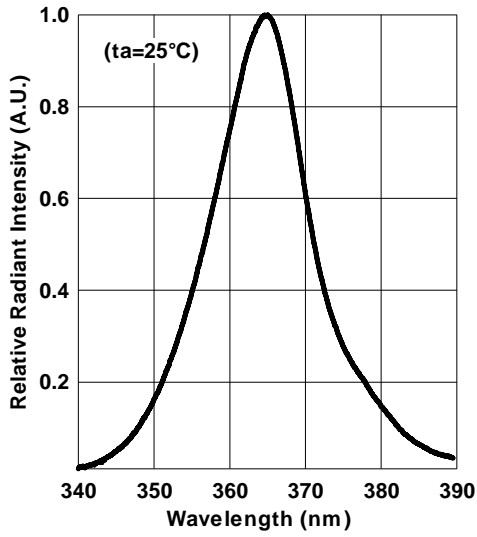
Allowable Power Dissipation - Ambient Temperature



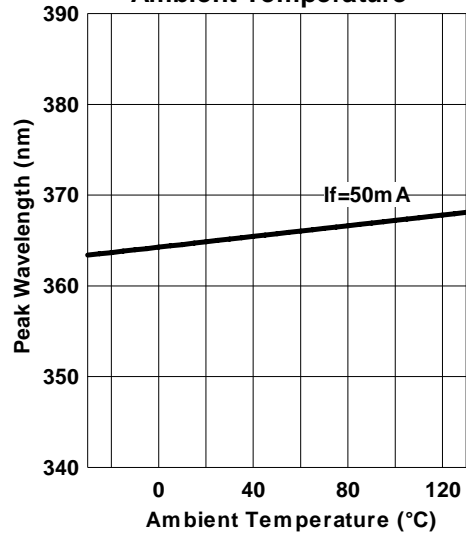
Allowable Forward Current - Ambient Temperature



Relative Spectral Emission



Peak Wavelength - Ambient Temperature



Radiation Characteristics

